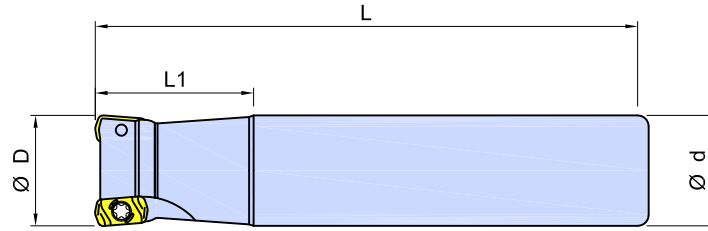
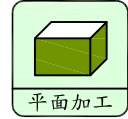
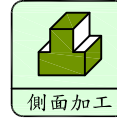
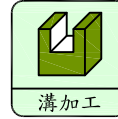




双面4刀刃型 端铣刀 Shoulder/Cutting End Mills (EXN)

三井



Ordering code	Dimensions,mm				Teeth	Insert	Screw 	Wrench
	D	d	L	L1				
EXN3-162-S16-150T	16	16	150	30	2	LNMU03...MJ LNMU03...ML	MS2506E	TF8
EXN3-203-S20-150T	20	20	150	35	3			
EXN3-254-S25-150T	25	25	150	35	4			

Description	GRADE 材質		Insert Shape 	Dimensions,mm			
	AH725	AH130		A	B	S	r
LNMU0303-ZER-MJ	●	●		11.59	6	4.29	1.2
LNMU0303-ZER-ML	●	●					

內徑車刀

外徑車刀

牙刀 & 開槽刀

銑刀

搪孔刀

配件