



負角外徑車刀 Toolholders

三井

內徑車刀

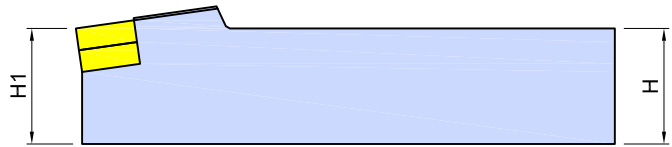
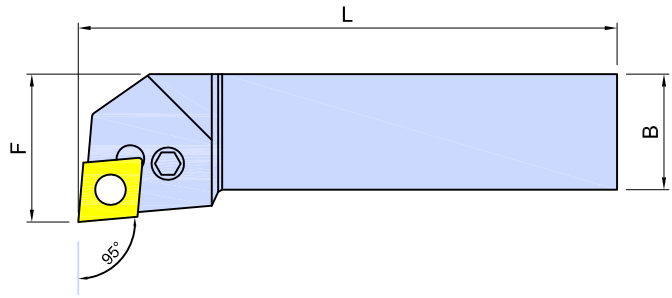
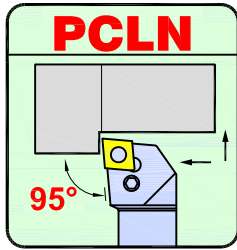
外徑車刀

牙刀 & 開槽刀

銑刀


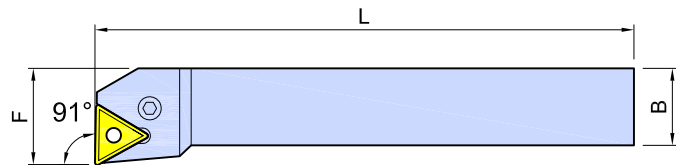
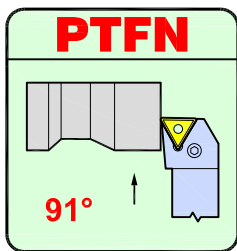
搪孔刀

配件



Right-hand shown

Ordering code	Dimensions ,mm					Insert	Lever	Screw	Shim pin	Punch	Shim	Wrench
	H	B	L	H1	F							
NEW PCLNR/L-2020K-12	20	20	125	20	25	CN..1204..	LCL4	LCS4	LSP4	PC0304	CPS422	PL30
NEW PCLNR/L-2525M-12	25	25	150	25	32							
NEW PCLNR/L-3232P-12	32	32	170	32	40							



Right-hand shown

Ordering code	Dimensions ,mm					Insert	Lever	Screw	Shim pin	Punch	Shim	Wrench
	H	B	L	H1	F							
NEW PTFNR/L-2020K-16	20	20	125	20	25	TN..1604..	LCL33	LCS3	LSP3	PC0304	TPS322	PL25
NEW PTFNR/L-2525M-16	25	25	150	25	32							